

A105N & AL105N AlertAlarm Alarm Sounder / Combination unit



- Maximum output: 112dB(A) @ 1 metre
Nominal output: 106dB(A) @ 1m +/-3dB, Tone 2
- 32 alarm tones
- 3 stage alarm option
- Volume control (both AC & DC versions)
- Automatic synchronisation on multi-sounder systems
- 60m effective range @ 1kHz
- Voltages: 24vdc(10-30vdc); 48vdc(35-60vdc); 24vac; 115vac; 230vac.
- Other voltages available upon request
- DC versions may be used on 24vac +/-10% for single stage applications
- Reverse polarity switching on DC units
- IP55 - can be increased to IP66 (dust protected, watertight) with WR kit.
- Tropicalisation available on request.
- Enclosure material: UL94V0 & 5VA rated FR ABS
- Colour available: Red (RAL3000), Grey or White.
- Operating temperature: -25 to +55°C
- Storage temperature: -40 to +70°C
- Relative humidity: 90% at 20°C
- Weight: A105N: DC: 0.75Kg AC: 1.00Kg
AL105N: DC: 0.95Kg AC: 1.20Kg
- VdS approved to EN54-3 (CPD 89/106/EEC)
- UL approved version available.



Input voltages and current consumption for the A105N sounder.

Voltage :	24vdc	48vdc	115vac 50/60Hz	230vac 50/60Hz	24vac 50/60Hz
Voltage range :	10-30vdc	35-60vdc	+/-10%	+/-10%	+/-10%
Current mA :	25mA	50mA	20mA	15mA	40mA

Input voltages and current consumption for the AL105N combination sounder & xenon strobe beacon.

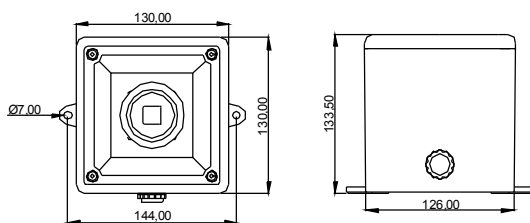
Voltage :	12vdc	24vdc	48vdc	115vac 50/60Hz	230vac 50/60Hz	24vac 50/60Hz
Voltage range :	10-14vdc	20-28vdc	42-54vdc	+/-10%	+/-10%	+/-10%
Current mA :	525mA	275mA	225mA	120mA	65mA	405mA



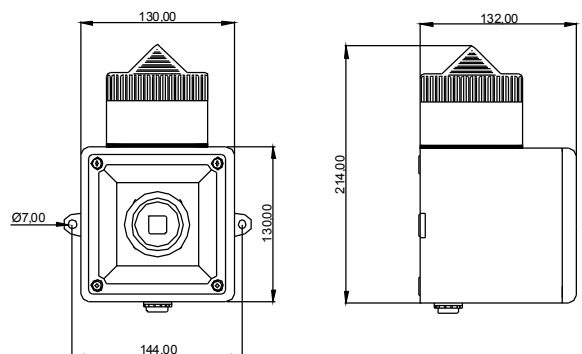
A heavy duty sounder, ideal for fire, security and process control applications.

- Cable gland knockouts in the rear of the unit.
- Side M20 cable gland entry and IP55 stopping plug.
- Unit can be mounted using external lugs or internal BESA compatible fixing positions.
- All units offer IN and OUT terminals
- Terminals accept 0.5 to 2.5mm² cables.

A105N Dimensions.



AL105N Dimensions.



All dimensions are in millimetres.

Can be ordered with the L101 AlertAlight Beacon to create the AL105N combination unit. Units can be operated individually or linked for complete audio visual signalling. See the L101 Technical Specification sheet for details on the beacon.



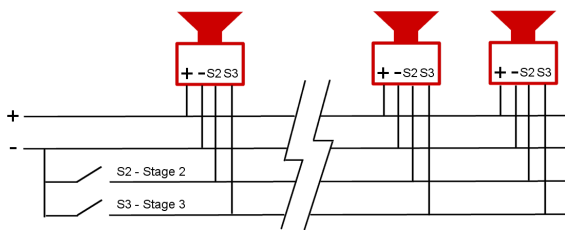
Also available:

- A100 AlertAlarm - 32 tones 104dB(A).
- A112 AlertAlarm - 45 tones 119dB(A).
- A121 AlertAlarm - 45 tones 126dB(A).
- A105N Appello range of voice evacuation products.

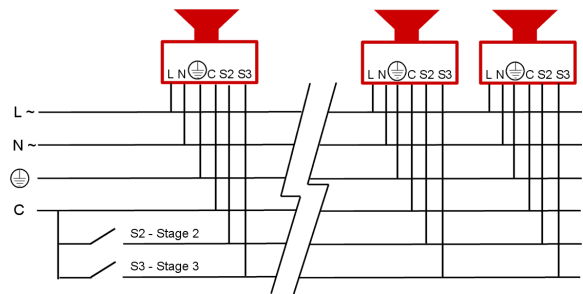
Stage 1	Frequency Description	dB @ 1m	Stage 2	Stage 3
Tone 1	340 Hz Continuous	102dB(A) @1m	Tone 2	Tone 5
Tone 2	800/1000Hz @ 0.25 sec Alternating	106dB(A) @1m	Tone 17	Tone 5
Tone 3	500/1200Hz @ 0.3Hz 0.5 sec Slow Whoop	106dB(A) @ 1m	Tone 2	Tone 5
Tone 4	800/1000Hz @ 1Hz Sweeping	106dB(A) @ 1m	Tone 6	Tone 5
Tone 5	2400Hz Continuous	112dB(A) @1m	Tone 3	Tone 20
Tone 6	2400/2900Hz @ 7Hz Sweeping	108dB(A) @1m	Tone 7	Tone 5
Tone 7	2400/2900Hz @ 1Hz Sweeping	108dB(A) @1m	Tone 10	Tone 5
Tone 8	500/1200/500Hz @ 0.3Hz Sweeping	106dB(A) @ 1m	Tone 2	Tone 5
Tone 9	1200/500Hz @ 1Hz - DIN / PFEER P.T.A.P.	106dB(A) @ 1m	Tone 15	Tone 2
Tone 10	2400/2900Hz @ 2Hz Alternating	110dB(A) @1m	Tone 7	Tone 5
Tone 11	1000Hz @ 1Hz Intermittent	106dB(A) @ 1m	Tone 2	Tone 5
Tone 12	800/1000Hz @ 0.875Hz Alternating	106dB(A) @ 1m	Tone 4	Tone 5
Tone 13	2400Hz @ 1Hz Intermittent	112dB(A) @1m	Tone 15	Tone 5
Tone 14	800Hz 0.25sec on, 1 sec off Intermittent	108dB(A) @1m	Tone 4	Tone 5
Tone 15	800Hz Continuous	108dB(A) @1m	Tone 2	Tone 5
Tone 16	660Hz 150mS on, 150mS off Intermittent	104dB(A) @1m	Tone 18	Tone 5
Tone 17	544Hz (100mS)/440Hz (400mS) - NF S 32-001	104dB(A) @1m	Tone 2	Tone 27
Tone 18	660Hz 1.8sec on, 1.8sec off Intermittent	104dB(A) @1m	Tone 2	Tone 5
Tone 19	1.4KHz-1.6KHz 1s, 1.6KHz-1.4KHz 0.5s -NFC48-265	106dB(A) @ 1m	Tone 2	Tone 5
Tone 20	660Hz Continuous	104dB(A) @1m	Tone 2	Tone 5
Tone 21	554Hz/440Hz @ 1Hz Alternating	104dB(A) @1m	Tone 2	Tone 5
Tone 22	544Hz @ 0.875 sec. Intermittent	104dB(A) @1m	Tone 2	Tone 5
Tone 23	800Hz @ 2Hz Intermittent	108dB(A) @1m	Tone 6	Tone 5
Tone 24	800/1000Hz @ 50Hz Sweeping	108dB(A) @1m	Tone 29	Tone 5
Tone 25	2400/2900Hz @ 50Hz Sweeping	108dB(A) @1m	Tone 29	Tone 5
Tone 26	Bell	100dB(A) @1m	Tone 2	Tone 15
Tone 27	554Hz Continuous	104dB(A) @1m	Tone 26	Tone 5
Tone 28	440Hz Continuous	103dB(A) @1m	Tone 2	Tone 5
Tone 29	800/1000Hz @ 7Hz Sweeping	105dB(A) @1m	Tone 7	Tone 5
Tone 30	300Hz Continuous	100dB(A) @1m	Tone 2	Tone 5
Tone 31	660/1200Hz @ 1Hz Sweeping	105dB(A) @1m	Tone 26	Tone 5
Tone 32	Two tone chime.	103dB(A) @1m	Tone 26	Tone 15

Note: SPL readings are at nominal voltage, typically +/-3dB and are for indication purposes only. Where applicable, reduce outputs by 5dB when a 10-30vdc unit is supplied 12vdc.

DC unit wiring configuration.



AC unit wiring configuration.



Ordering code :

A105N	DC	24	R	R*
Product	Supply	Voltage	Housing	Lens
A105N	DC	12	R Red	A Amber
AL105N	AC	24	W White	B Blue
		48	G Grey	C Clear
		115		G Green
		230		O Opal
				R Red
				Y Yellow

*=If applicable