

SON4 Sonora L.E.D. / Bulb Combination Alarm Sounder unit



- Nominal output: 100dB(A) @ 1m +/-3dB, Tone 2
- 10 alarm tones
- 3 stage alarm option
- Volume control
- Automatic synchronisation on multi-sounder systems
- 32m effective range @ 1kHz
- L.E.D. beacon : 5 x high intensity L.E.D. @ 2Hz
- Bulb beacon : 1.3 watt filament bulb @ 1Hz
- Wide range of voltages available.
- Reverse polarity switching on DC units
- Reverse polarity diode protection on DC units.
- IP55 - can be increased to IP56 (dust protected, watertight) with WR kit.
- Tropicalisation available on request.
- Enclosure material: UL94V0 & 5VA rated FR ABS
- Colour available: Red (RAL3000), Grey or White.
- Operating temperature: -25 to +55°C
- Storage temperature: -40 to +70°C
- Relative humidity: 90% at 20°C
- Weight: DC: 0.30Kg AC: 0.40Kg
- VdS approved to EN54-3 (CPD 89/106/EEC)



A continuously rated compact combination sounder & beacon, ideal for fire and security applications.

- 4 x gland knockouts in side & back.
- Mounting via internal BESA compatible fixing positions.
- AC units have external mounting lugs in addition to the above.
- All units offer IN and OUT terminals
- Terminals accept 0.5 to 2.5mm² cables.



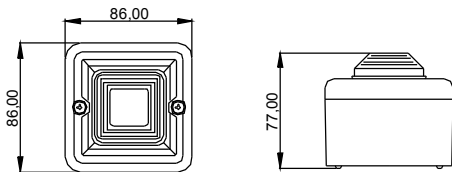
Input voltages and current consumption for the SON4 L.E.D.

Voltage :	12vdc	24vdc	48vdc	24vac	115vac	230vac
				50/60Hz	50/60Hz	50/60Hz
Voltage range :	+/-25%	+/-25%	+/-25%	+/-10%	+/-10%	+/-10%
Current mA :	50mA	50mA	40mA	60mA	25mA	20mA

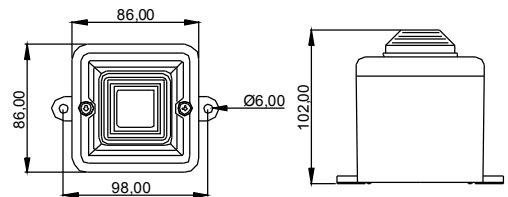
Input voltages and current consumption for the SON4 Bulb.

Voltage :	24vdc	24vac	115vac	230vac
		50/60Hz	50/60Hz	50/60Hz
Voltage range :	+/-25%	+/-10%	+/-10%	+/-10%
Current mA :	150mA	180mA	50mA	30mA

SON4 DC Dimensions.



SON4 AC Dimensions.



All dimensions are in millimetres.

Also available as the **SON4 Xenon** combination sounder beacon unit, **SON2** 32 tone sounder and the low current **SONF1** 10 tone sounder

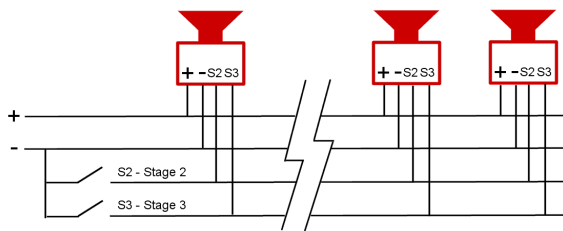


Stage 1 tone	Frequency Description	dB@ 1m		Stage 2 (S2)	Stage 3 (S3)
Tone 1	800/1000Hz @ 0.25 sec Alternating	99dB(A) @1m		Tone 8	Tone 5
Tone 2	500/1200Hz @ 0.3Hz 0.5 sec Slow Whoop	100dB(A) @1m		Tone 1	Tone 8
Tone 3	1200/500Hz @ 1Hz - DIN / PFEER P.T.A.P.	99dB(A) @1m		Tone 1	Tone 8
Tone 4	544Hz (100mS)/440Hz (400mS) - NF S 32-001	97dB(A) @1m		554Hz	Tone 2
Tone 5	1000Hz Continuous - PFEER Toxic Gas	100dB(A) @1m		Tone 1	Tone 6
Tone 6	Bell	95dB(A) @1m		Tone 1	Tone 8
Tone 7	800/1000Hz @ 7Hz Sw eeping	99dB(A) @1m		Tone 5	Tone 1
Tone 8	2400/2900Hz @ 50Hz Sw eeping	100dB(A) @1m		Tone 5	Tone 1
Tone 9	420Hz @ 0.625 sec Australian Alert	97dB(A) @1m		Tone 10	Tone 5
Tone 10	500-1200Hz 3.75sec /0.25sec. Australian Evac.	100dB(A) @1m		Tone 6	Tone 5

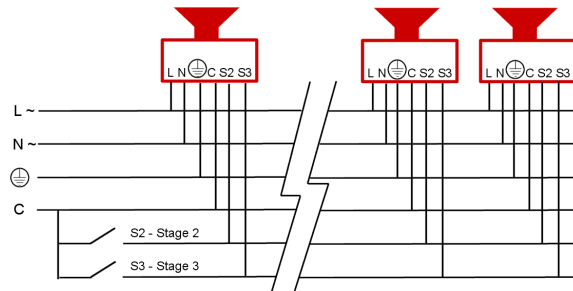
Note: SPL readings are at nominal voltage, typically +/-3dB and are for indication purposes only. Where applicable, reduce outputs by 5dB when a 10-30vdc unit is supplied 12vdc.

EN54-3 tested frequencies: Tone 1, 2, 3, 4, 5 and 8.

DC unit wiring configuration.



AC unit wiring configuration.



Ordering code :

<u>SON4L</u>	<u>DC</u>	<u>24</u>	<u>R</u>	/	<u>R</u>
Product	Supply	Voltage	Housing		Lens
SON4L (L.E.D.)	DC	12	R Red		A Amber
SON4B (Bulb)	AC	24	W White		B Blue +
		48	G Grey		R Red
		115			
		230			

+ : Bulb version only.